

# The Adorable Little Santa Crochet Pattern Cocoon And Hat - Perfect Holiday Photography Prop

[\[view image\]](#)

The holiday season is just around the corner, and what better way to celebrate than with an adorable crochet pattern for a Little Santa Cocoon and Hat? This festive outfit will make any newborn or baby look absolutely precious and provide the perfect prop for holiday photography sessions. In this article, we will explore this cute crochet pattern and provide step-by-step instructions so you can create your very own Santa cocoon and hat set.

## The Little Santa Cocoon and Hat Pattern

Crocheting is not only a relaxing hobby but also a way to create beautiful and functional items. The Little Santa Cocoon and Hat pattern is perfect for beginners and experienced crocheters alike. This pattern is designed to keep babies warm and cozy while adding a touch of holiday spirit. Whether you want to create a unique gift for a friend or family member or simply make your little one the center of attention at family gatherings, this crochet pattern is a must-try.

The Little Santa Cocoon and Hat pattern are made using basic crochet stitches such as single crochet, double crochet, and slip stitch. The pattern offers different size options, ensuring a perfect fit for newborns up to six months old. Adjustments can also be made easily to accommodate larger

sizes if desired. The detailed instructions guide you through each step, making the process enjoyable and stress-free.



## Little Santa Crochet Pattern Cocoon and Hat

by Sandy's Cape Cod Originals(Kindle Edition)

★★★★☆ 4.5 out of 5

Language : English

File size : 1108 KB

Text-to-Speech : Enabled

Screen Reader : Supported

Enhanced typesetting : Enabled

Print length : 5 pages



## Materials Needed

The materials needed to crochet this adorable Little Santa Cocoon and Hat set are:

- Medium weight yarn in red, white, and black
- Crochet hook (size will vary depending on the chosen yarn weight)
- Yarn needle
- Scissors
- Pom-pom maker (optional)

## Step-by-Step Instructions

Now, let's go through the step-by-step instructions on how to crochet the Little Santa Cocoon and Hat:

## **Step 1: Crocheting the Cocoon**

1. Start by creating a magic ring with red yarn.
2. Work single crochet stitches into the magic ring, increasing the number of stitches evenly to create a flat circle.
3. Continue crocheting in rounds, adding more stitches as needed to create a tube-like shape.
4. Once the desired length is reached, fasten off the yarn and weave in the ends.

## **Step 2: Crocheting the Hat**

1. Using red yarn, create a magic ring.
2. Work single crochet stitches into the magic ring, increasing the number of stitches evenly to create a flat circle.
3. Continue crocheting in rounds, adding more stitches as needed to create a cone shape.
4. Once the desired height is reached, change to white yarn and continue crocheting a few more rounds.
5. Fasten off the yarn and weave in the ends.

## **Step 3: Adding Details**

To give the Little Santa Cocoon and Hat set a realistic look, add the following details:

- Sew on a black belt and buckle to the cocoon.
- Crochet or sew on a white border, resembling fur, to the hat.

- Add a pom-pom on top of the hat for an extra cute touch.

Creating the Little Santa Cocoon and Hat set is a fun and rewarding crochet project. Not only will you have a unique and adorable holiday prop for your baby's photoshoots, but you will also experience the joy of making something special with your own hands. So, grab your crochet hook, choose the perfect yarn colors, and get ready to crochet this Little Santa Cocoon and Hat pattern. Your little one will steal the show at every gathering throughout the holiday season!



## Little Santa Crochet Pattern Cocoon and Hat

by Sandy's Cape Cod Originals(Kindle Edition)

★★★★☆ 4.5 out of 5

Language : English

File size : 1108 KB

Text-to-Speech : Enabled

Screen Reader : Supported

Enhanced typesetting : Enabled

Print length : 5 pages



This crochet pattern is to make this adorable little santa cocoon and hat set is perfect for those little December babies that are coming, also great for those precious photo props.

skill level is easy

Materials needed

I Love This Yarn 7oz

Red x 2skeins

Black x 1skein

Vanna's Choice 3.5oz

Honey x 1skein

Bernat soft boucle 5oz

Natural or White

H and I hooks

Yarn needle


Gauge: I hook= 3hdc = 1"

3hdc rows = 1"

You can sell any items that you make from this pattern, but you are responsible for your items.

Please do not recopy, rewrite, resell, or redistribute this pattern in any form unless permission has been granted by me.

©Sandy's Cape Cod Originals 2009



## **Unveiling the Cosmic Mystery: The Star Emkay Connor Shines with Unparalleled Brilliance**

The universe is an endless expanse filled with countless celestial bodies that have fascinated and perplexed humans for centuries. Among these mesmerizing entities, there is...




## Good Hunting: Can You Kill the King? - A Thrilling Adventure Awaits!

Are you ready for an adrenaline-pumping experience in the world of Good Hunting? Get ready to embark on an epic quest filled with suspense,...



## The Face Changers: Jane Whitefield - A Master of Disguise

Imagine a world where you could change your identity in the blink of an eye. A world where a skilled individual could transform themselves into anyone they wanted to be....



## Christmas Wishes Key Largo Christmas: A Magical Celebration Like No Other

The holiday season is truly a time of wonder and joy. It's a time when families come together, exchanging gifts and creating lifelong memories. And if there's one place that...



## Unearth the Mysteries with Relic Hunter Coastal Vigilante

Welcome to the world of Relic Hunter Coastal Vigilante, where adventure and thrill await at every corner. Join us as we dive deep into the fascinating world of...




## Playing With Myself: Randy Rainbow Takes the Stage

Do you enjoy music, comedy, and quick-witted satire? Then you must be familiar with the talented and hilarious Randy Rainbow. From his iconic YouTube videos to his live...



## Tank Blue Collar Billionaires Malone: The Inspiring Rags to Riches Story

When you think of billionaires, images of fancy suits, high-class lifestyles, and luxury yachts often come to mind. But what if I told you that there is a billionaire who...



## Give The Baby To The Fuhrer - A Gripping Military Fiction Set in the Third Reich at War

The Third Reich's involvement in World War II has been widely studied and documented, but there are still captivating tales waiting to be told within this historic period....