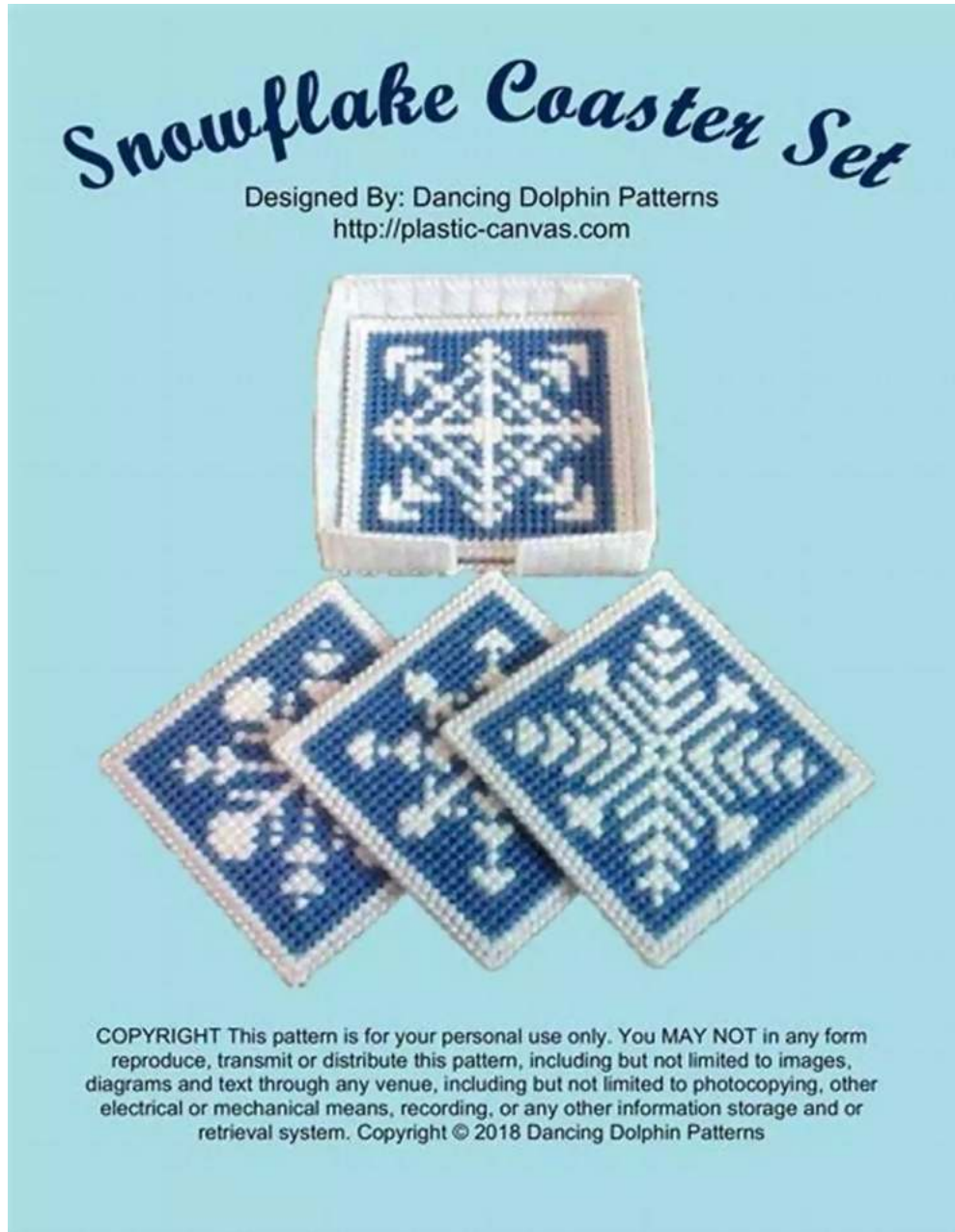


# Snowflake Coaster Set: A Plastic Canvas Pattern for Winter Decor



Looking for a fun and festive way to decorate your home this winter season? The Snowflake Coaster Set Plastic Canvas Pattern might just be what you need! This pattern allows you to create beautiful and intricate

snowflake-inspired coasters using plastic canvas, which can be a fantastic addition to your winter decor. In this article, we will discuss the details of this pattern, the materials required, and the steps to bring your very own snowflake coasters to life.

## About the Snowflake Coaster Set Plastic Canvas Pattern

The Snowflake Coaster Set Plastic Canvas Pattern is a delightful project for crafters who enjoy working with plastic canvas. The pattern provides step-by-step instructions and illustrations that make the creation process easy and enjoyable. Whether you are a beginner or an experienced crafter, you can create stunning coasters that resemble delicate snowflakes.



## Snowflake Coaster Set: Plastic Canvas Pattern

by Dancing Dolphin Patterns(Kindle Edition)

★★★★☆ 4.7 out of 5

Language : English

File size : 5270 KB

Screen Reader : Supported

Print length : 7 pages



## Materials Needed

- Plastic canvas sheets
- Yarn (in various colors of your choice)
- Tapestry needle
- Scissors

## Creating the Coasters

Follow these simple steps to create your snowflake coasters:

1. Start by cutting the plastic canvas sheets into small square shapes measuring approximately 4x4 inches each. The number of sheets required depends on how many coasters you wish to create.
2. Select the yarn colors you would like to use for your snowflakes. Choose shades that complement your existing winter decor or opt for traditional white for a classic look.
3. Thread the tapestry needle with the chosen yarn, making sure to knot the end securely.
4. Refer to the pattern instructions for the specific snowflake design you want to create. The pattern will guide you through the process of stitching the yarn onto the plastic canvas to form intricate snowflake patterns.
5. Continue stitching until you have covered the entire surface of the canvas square, following the pattern's directions.
6. Once the stitching is complete, trim any excess yarn and secure the loose ends to ensure your snowflake shape holds together.
7. Repeat these steps for each coaster you wish to create, experimenting with different snowflake designs and yarn color combinations to add variety to your set.

## **Using and Displaying Your Coasters**

Once you have completed your snowflake coasters, you can use them in a variety of ways:

- Protecting your furniture: Place the coasters under hot or cold beverages to prevent damage to your table or countertop surface.
- Decorating your dining table: Arrange the coasters in a visually appealing manner as part of your winter table centerpiece.
- Gifts for loved ones: Wrap the coasters as a thoughtful handmade present for family and friends during the holiday season.
- Winter-themed displays: Display the coasters on mantles, shelves, or side tables to create a cozy and festive winter atmosphere.

## **Inspiration and Further Ideas**

While the Snowflake Coaster Set Plastic Canvas Pattern provides a basis for creating beautiful coasters, it's always fun to add your personal touch:

- Experiment with different yarn textures and thicknesses to add dimension to your coasters.
- Add beads, sequins, or glitter to enhance the sparkling snowflake effect.
- Create matching placemats or table runners with a similar snowflake motif.
- Customize the snowflake designs to reflect your own style, incorporating unique patterns or elements.

Remember, the possibilities are endless when it comes to unleashing your creativity with this plastic canvas pattern!

The Snowflake Coaster Set Plastic Canvas Pattern provides an exciting opportunity to make stunning winter-themed coasters for your home. With the step-by-step instructions and a little creativity, you can enjoy crafting these delicate snowflake coasters that will bring a touch of elegance to your winter decor. Start this engaging project today and enjoy the festive vibes all winter long!

Grab your plastic canvas, yarn, and get ready to create an enchanting set of snowflake coasters that will impress everyone who sees them!



## Snowflake Coaster Set: Plastic Canvas Pattern

by Dancing Dolphin Patterns(Kindle Edition)

★★★★☆ 4.7 out of 5

Language : English

File size : 5270 KB

Screen Reader : Supported

Print length : 7 pages



### Snowflake Coaster Set: Plastic Canvas Pattern

This fun and festive set of blue and white coasters each have a unique snowflake design, 4 in total. They are large enough for your biggest mugs and will protect your furniture. This plastic canvas pattern also includes a pattern for the holder. Stitch this plastic canvas pattern using 7 count plastic canvas mesh and medium weight yarn.

Add To Cart Now

Plastic canvas is a variation of needlepoint and other canvas work crafts, such as embroidery. Because plastic canvas mesh is rigid, it is perfect for creating 3-dimensional objects such as tissue box covers, small jewelry and trinket boxes, handbags, magnets, dolls, vases, napkin holders, wind chimes and many other types of both decorative and useful items. Plastic canvas comes in different colors and with various size holes for different thicknesses of yarn. As with any textile canvas, the hole size is called count. For example, 10-count plastic canvas mesh has 10 holes per linear inch. The most common sizes are 5, 7, 10, and 14 count. It is sold most often in sheets; pre-cut shapes are available in circles, triangles and novelty shapes such as butterflies, hearts, and stars.

#### Features:

- Full Color Chart/Graph
- Color Key
- Step by Step Instructions
- Original and Unique Pattern Design

#### Product Description:


- Use 7 Count Plastic Canvas Mesh
- Stitch with Medium or Worsted Weight Yarn
- Easy and Fun Needlepoint Craft

- Great for All Ages

We have lots of great craft and needlepoint patterns, crafting journals, template books and notebooks so be sure to check out our other listings by clicking on the "Dancing Dolphin Patterns" link just below the title of this plastic canvas pattern.

Ideas On How To Use This Pattern:

- Christmas Gift
- Holiday Gift
- Friendship Gift
- Birthday Gift
- Thank You Gift



## **Unveiling the Cosmic Mystery: The Star Emkay Connor Shines with Unparalleled Brilliance**


The universe is an endless expanse filled with countless celestial bodies that have fascinated and perplexed humans for centuries. Among these mesmerizing entities, there is...






## **Good Hunting: Can You Kill the King? - A Thrilling Adventure Awaits!**

Are you ready for an adrenaline-pumping experience in the world of Good Hunting? Get ready to embark on an epic quest filled with suspense,...



## **The Face Changers: Jane Whitefield - A Master of Disguise**

Imagine a world where you could change your identity in the blink of an eye. A world where a skilled individual could transform themselves into anyone they wanted to be....



## **Christmas Wishes Key Largo Christmas: A Magical Celebration Like No Other**

The holiday season is truly a time of wonder and joy. It's a time when families come together, exchanging gifts and creating lifelong memories. And if there's one place that...



## **Unearth the Mysteries with Relic Hunter Coastal Vigilante**

Welcome to the world of Relic Hunter Coastal Vigilante, where adventure and thrill await at every corner. Join us as we dive deep into the fascinating world of...






## Playing With Myself: Randy Rainbow Takes the Stage

Do you enjoy music, comedy, and quick-witted satire? Then you must be familiar with the talented and hilarious Randy Rainbow. From his iconic YouTube videos to his live...



## Tank Blue Collar Billionaires Malone: The Inspiring Rags to Riches Story

When you think of billionaires, images of fancy suits, high-class lifestyles, and luxury yachts often come to mind. But what if I told you that there is a billionaire who...



## Give The Baby To The Fuhrer - A Gripping Military Fiction Set in the Third Reich at War

The Third Reich's involvement in World War II has been widely studied and documented, but there are still captivating tales waiting to be told within this historic period....