

# Fixing Sick Windows Computer – The Ultimate Guide

Is your Windows computer behaving strangely lately? Frequent crashes, slow performance, and error messages popping up? Don't worry; we've got you covered. In this comprehensive guide, we'll walk you through the steps to fix your sick Windows computer and restore it to its former glory.

## Common Symptoms of a Sick Windows Computer

Before diving into the solutions, let's take a look at some common symptoms that indicate your Windows computer needs attention:

- Frequent crashes and system freezes
- Slow startup and shut down
- Unresponsive applications
- Blue Screen of Death (BSOD)
- Constant error messages
- Slow internet connection
- Unusual noises from hardware components

## Step 1: Perform a Full System Scan

The first step in fixing any sick Windows computer is to perform a thorough system scan using a reliable antivirus software. This scan will help identify and remove any malware, viruses, or potentially unwanted programs that might be causing issues with your system.



## Fixing A Sick Windows Computer: Removing Viruses, Malware, Ads & Pop-ups by Milton Carroll(Kindle Edition)

★★★★★ 5 out of 5

Language : English  
File size : 1357 KB  
Text-to-Speech : Enabled  
Screen Reader : Supported  
Enhanced typesetting : Enabled  
Print length : 20 pages  
Lending : Enabled



Make sure your antivirus software is up to date and run a deep scan of your entire system, including all hard drives and external storage devices connected to your computer. Remove any threats detected or quarantine them if necessary.

### Step 2: Update Operating System and Drivers

Outdated operating systems and drivers can lead to compatibility issues and poor performance. To ensure your Windows computer is running smoothly, it's crucial to regularly check for updates.

Go to the Windows Update settings and click on "Check for updates." Install any available updates, including critical security patches and driver updates. This step will help fix known software bugs, improve system stability, and enhance overall performance.

### Step 3: Clean Up and Optimize Your System

Over time, Windows computers tend to accumulate junk files and unnecessary data that can slow down the system. Performing regular

clean-ups and optimization tasks can significantly improve your computer's performance.

Start by running the built-in Disk Cleanup utility to remove temporary files, system files, and other unnecessary data. Next, defragment your hard drive to reorganize data and improve access times. Consider using third-party software for advanced system cleaning and optimization.

#### **Step 4: Check and Repair Disk Errors**

Disk errors can cause various issues, including crashes, data corruption, and slow performance. Windows provides a built-in tool called Check Disk (chkdsk) to scan and repair hard drive errors.

Open Command Prompt as an administrator and type "chkdsk /f /r" followed by the drive letter of the disk you want to check (e.g., "chkdsk C:"). This process may take some time, but it will help fix file system issues and bad sectors on your hard drive.

#### **Step 5: Update and Optimize Software**

Outdated or poorly optimized software can put a strain on your Windows computer's resources, leading to sluggish performance and stability issues. It's essential to keep all your installed applications up to date.

Check for updates in each software individually or use a reliable software updater tool to automate the process. Additionally, delete any unnecessary or resource-hungry programs that you no longer use.

#### **Step 6: Resolve Hardware Issues**

If you've gone through all the software-related troubleshooting steps and your Windows computer is still acting up, it may be time to look into potential hardware issues.

Check all hardware components for proper connections, loose cables, or dust accumulation. Clean the internals of your computer carefully using compressed air to remove any accumulated dust. If you suspect a faulty hardware component, consult with a professional technician for repair or replacement.

## **Step 7: Seek Professional Assistance**

If all else fails and you're unable to fix your sick Windows computer, it's advisable to seek professional assistance from reliable computer repair services. They have the expertise and tools to diagnose and resolve complex issues that might be beyond your scope.

Your sick Windows computer doesn't have to be a source of frustration. By following these steps, you can restore it to its optimal performance and enjoy using your computer without any hiccups.

Remember to take regular preventive measures, such as installing reliable antivirus software, keeping your operating system up to date, and performing routine maintenance tasks. With proper care, your Windows computer will continue to serve you well.

### **Fixing A Sick Windows Computer: Removing Viruses, Malware, Ads & Pop-ups** by Milton Carroll(Kindle Edition)

★★★★★ 5 out of 5

Language : English

File size : 1357 KB

Text-to-Speech : Enabled




Screen Reader : Supported  
Enhanced typesetting : Enabled  
Print length : 20 pages  
Lending : Enabled



This book was written to help solve problems with a Windows based computer. The problems are software related caused by adware, malware or viruses and focused on the following issues:

- 1) Removing Viruses, Malware, Ads & Pop-ups
- 2) Fixing Windows Firewall & Windows Update Problems
- 3) Fixing Internet Connection Problems
- 4) Fixing Slow & Sluggish Computers
- 5) Fixing Icon Problems




## **Unveiling the Cosmic Mystery: The Star Emkay Connor Shines with Unparalleled Brilliance**

The universe is an endless expanse filled with countless celestial bodies that have fascinated and perplexed humans for centuries. Among these mesmerizing entities, there is...




## Good Hunting: Can You Kill the King? - A Thrilling Adventure Awaits!

Are you ready for an adrenaline-pumping experience in the world of Good Hunting? Get ready to embark on an epic quest filled with suspense,...



## The Face Changers: Jane Whitefield - A Master of Disguise

Imagine a world where you could change your identity in the blink of an eye. A world where a skilled individual could transform themselves into anyone they wanted to be....



## Christmas Wishes Key Largo Christmas: A Magical Celebration Like No Other

The holiday season is truly a time of wonder and joy. It's a time when families come together, exchanging gifts and creating lifelong memories. And if there's one place that...



## Unearth the Mysteries with Relic Hunter Coastal Vigilante

Welcome to the world of Relic Hunter Coastal Vigilante, where adventure and thrill await at every corner. Join us as we dive deep into the fascinating world of...




## Playing With Myself: Randy Rainbow Takes the Stage

Do you enjoy music, comedy, and quick-witted satire? Then you must be familiar with the talented and hilarious Randy Rainbow. From his iconic YouTube videos to his live...



## Tank Blue Collar Billionaires Malone: The Inspiring Rags to Riches Story

When you think of billionaires, images of fancy suits, high-class lifestyles, and luxury yachts often come to mind. But what if I told you that there is a billionaire who...



## Give The Baby To The Fuhrer - A Gripping Military Fiction Set in the Third Reich at War

The Third Reich's involvement in World War II has been widely studied and documented, but there are still captivating tales waiting to be told within this historic period....